

Canvas Groups: Overview

The Canvas Group Sets / Groups tool allows instructors to split students up into smaller working groups for collaborative assignment work and discussions. When you set up the groups, each group is provided a “Group Site” with various tools that they can use to facilitate collaboration. Instructors can create and assign Canvas Discussion and Canvas Assignment activities to a group set for the purpose of collecting and monitoring group work.

Table of Contents


This article will address the following information:

• Why use Canvas Groups?	3
• Use Cases for Canvas Groups.....	3
• How do I use Canvas Groups in my course?	3
• What will my students see?.....	4
• Additional Resources	5

Why use Canvas Groups?

Canvas Groups is a way to facilitate small group work within Canvas. Groups each receive their own Canvas workspace or "Group Site" which functions almost like a mini Canvas course for group members. Within their Group Site, members of the group can create and manage asynchronous Discussions and can collaborate on digital content via their own Group Files and Group Pages.

Canvas Groups also integrates with Canvas native tools like Assignments and Discussions so that instructors can assign graded (or ungraded) activities for group members to work on and submit as a team. Groups also integrates with the Canvas Inbox tool so instructors can send targeted messages to group members.

 Instructors can set up group membership either manually or have Canvas randomly assign students, or select the group setting so that students can self-select their group membership themselves.

Use Cases for Canvas Groups

Canvas groups can be used for any type of small group activities. Below is a non-exhaustive list of some examples of how Canvas Groups could work in your course.

- Collaboration for group projects / presentations
- Splitting large enrollment courses down into smaller segments for asynchronous discussion assignments
- Community building
- Study groups

How do I use Canvas Groups in my course?

To learn more about how to use Canvas Groups to facilitate your online course work, please reference:

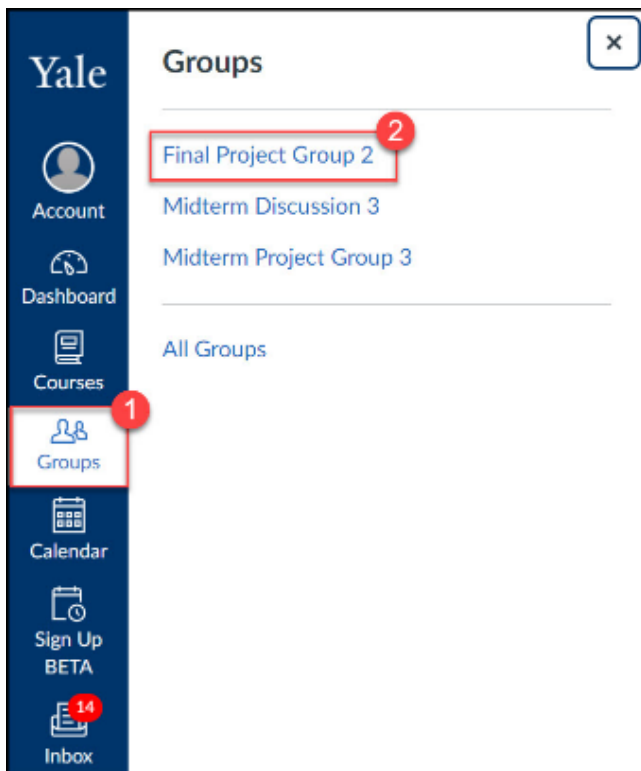
- [Creating Groups in Your Course](#)
- [Understanding the Groups Page](#)
- [Viewing Student Group Site Pages](#)

What will my students see?

Students can access their group sites in one of two ways:

Option 1

1. Go to the **Groups button** in the left-side navigation menu.
2. Click on the appropriate **group name**.



Option 2

3. From within the course, navigate to the **Home page**.
4. Select the appropriate group from the **Course Groups** area on the right-hand side.

Canvas @ Yale

Yale SAMP 019 01 > Syllabus

Spring 2021

Home 3

Announcements

Assignments

Discussions

Files

Grades

Media Library

Mid-Semester Feedback

Modules

People

Quizzes

Syllabus

Zoom

SAMP 019 01: Sample Course 19

Jump to Today

View Course Stream

View Course Calendar

View Course Notifications

Course Summary:

Date	Details	
Wed Mar 11, 2020	Field Trip to Peabody Museum	1pm to 2pm
Mon Mar 23, 2020	SAMP 019 01: Online Class Meetings	1pm to 2pm
Wed Mar 25, 2020	SAMP 019 01: Online Class Meetings	1pm to 2pm
Mon Mar 30, 2020	SAMP 019 01: Online Class Meetings	1pm to 2pm
Wed Apr 1, 2020	SAMP 019 01: Online Class Meetings	1pm to 2pm
Thu Apr 30, 2020	Oral Presentation	due by 12pm
Fri Sep 4, 2020	Basic Vocabulary Quiz	due by 1pm
Wed Sep 9, 2020	Reading Assignment 1	due by 1pm
	Reading Assignment 2: Short Essay	due by 1pm
Mon Nov 30, 2020	Reading Assignment 3	due by 1pm

To Do

Reading Assignment 2: Sho... x

100 points | Nov 30 at 1pm |

Course Groups

Final Project Group 2

Midterm Discussion 3

December 2020

Course assignments are not weighted.

Once the group site is open, the student view will display in a similar fashion as a Canvas course site. In the group site, students have the ability to create and upload content—almost like they are an instructor themselves, except only in this Group Space. Below are some links for students on how to upload and create content in their shared group space.

Yale SAMP 019 01 > Final Project Group 2

Home

Announcements

Pages

People

Discussions

Files

Conferences

Collaborations

Recent Activity in Final Project Group 2

No Recent Messages You don't have any messages to show in your stream yet. Once you begin participating in your courses you'll see this stream fill up with messages from discussions, grading updates, private messages between you and other users, etc.

+ Announcement

Coming Up View Calendar

Nothing for the next week

Additional Resources


Student Documentation

- [How do I view all groups in a course as a student?](#)
- [How do I view my Canvas groups as a student?](#)

Canvas @ Yale

- [How do I join a group as a student?](#) *(Self-Sign-Up Groups Only)*
- [How do I leave a group as a student?](#) *(Self-Sign-Up Groups Only)*
- [How do I upload a file to a group?](#)
- [How do I start a collaboration in a group?](#)
- [How do I create a discussion in a group?](#)
- [How do I close a discussion for comments in a group?](#)

Instructor Documentation

 For more help, please contact canvas@yale.edu.